





HARMONY DAY BRACELET

Instructions: Cut the bracelet with scissors or a paper cutter. Colour the shapes. Tie on your wrist together with your classmates, to represent the diversity of your classroom.

-  Download the file
-  Cut around the bracelete
-  Colour around the shape
-  Tie the bracelete in the side flaps

